



SOLAR PUMP

PROFESSIONAL SOLAR PUMP MANUFACTURER



ADVANTAGE OF DC SOLAR PUMP

- 1、 Permanent magnet DC brushless synchronous motor: The efficiency is improved by 15%–20%; Save energy; Reduce the consumption of solar panels.
- 2、 Brass or stainless steel outlet/connector/ oil cylinder.
- 3、 Japanese NSK bearing: prolong the working life.
- 4、 Alloy mechanical seal: Longer working life and high reliability.
- 5、 Motor coil is made by automatic winding machine with centralized winding technology, motor efficiency is much improved.
- 6、 The pump parts are processed by high–precision and fully automatic machines, strictly controlling the dimension precision and smoothness.
- 7、 Intelligent water shortage and full water protection.
- 8、 DC Controller:
 - (1) Waterproof grade: IP65
 - (2) Ambient temperature: –15°C~60°C
 - (3) MPPT function, the solar power utilization rate is higher.
 - (4) Automatic charging function: Guarantee the pump normally working, meanwhile charge the battery; And when there is no sunshine, the battery can make the pump continuously working.
 - (5) LED displays the power, voltage, current, speed etc working condition and error code.
 - (6) Frequency conversion function: It can automatically run with frequency conversion according to the solar power, and user also can change the speed of pump manually.
 - (7) Automatically start and stop working.
 - (8) Water proof and leak–proof: Double seal effect.
 - (9) Soft start: No impulse current, protect the pump motor.
 - (10) High voltage/Low voltage/Over–current/High temperature protection
- 9、 2 years warranty.

WORKING ENVIRONMENT AND ELECTRICAL PROPERTY

Controller and Pump Matching Method					
Controller Model	Adaptable Pump	Max.Input Current (A)	Max.Open Circuit Voltage (V)	MPPT Voltage Range (V)	Working Temperature (°C)
DF-12	Rated 12V Pump	17	<48	30-48	-15-60
DF-24	Rated 24V Pump	17	<48	30-48	-15-60
DF-36	Rated 36V Pump	17	<48	30-48	-15-60
DF-48	Rated 48V Pump	17	<100	60-90	-15-60
DF-72	Rated 72V Pump	17	<150	90-120	-15-60
DF-110	Rated 110V Pump	17	<200	110-150	-15-60
DF-110-A/D	Rated 110V-A/D Pump	10	<420	110-400	-15-60
DF-150-A/D	Rated 150V-A/D Pump	10	<420	150-400	-15-60
DF-200-A/D	Rated 200V-A/D Pump	10	<420	200-400	-15-60
DF-300-A/D	Rated 300V-A/D Pump	10	<420	300-400	-15-60
DF-380-A/D	Rated 380V-A/D Pump	15	<800	480-750	-15-60

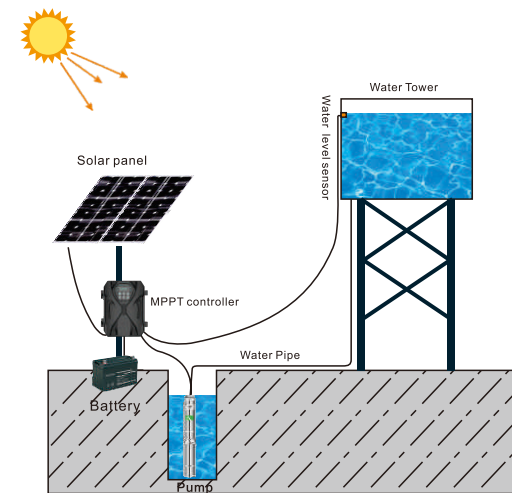
最终版

DC SOLAR PUMP

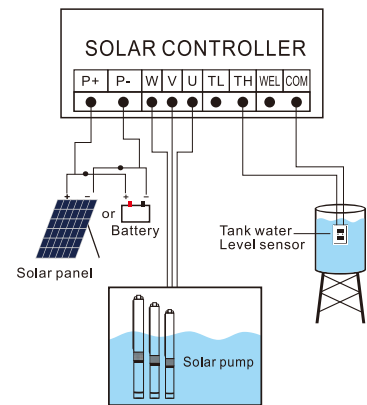
Environmental protection and energy saving



DC controller



DC EXTERNAL CONTROLLER TYPE



DC:12-110V

2DPC

2"DC BRUSHLESS SOLAR PUMP WITH PLASTIC IMPELLER



Copper outlet



Copper connecting fitting



Copper oil cylinder



Plastic Impeller



NSK Bearing

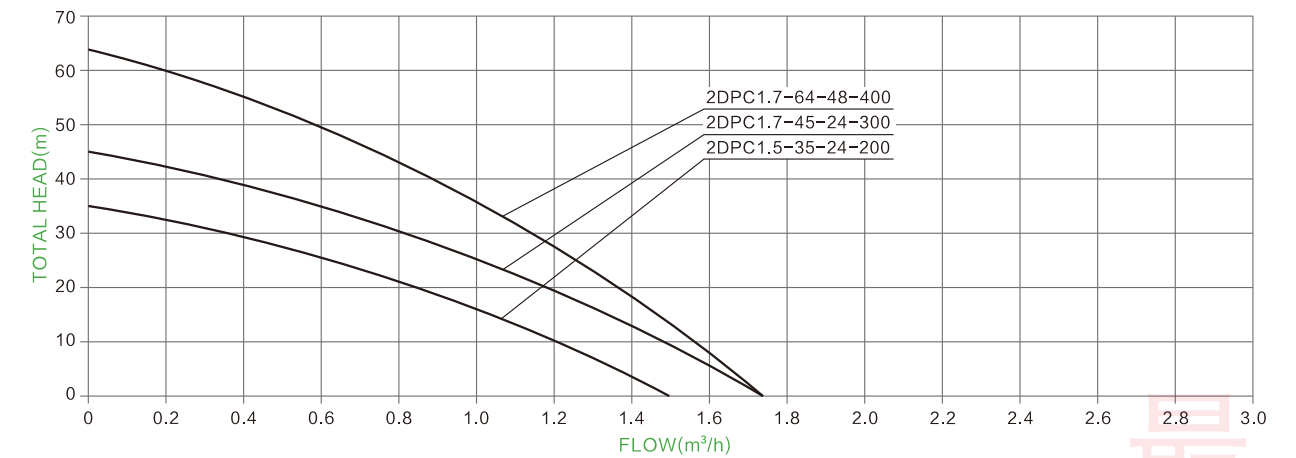


DC controller

TECHNICAL DATA

ITEM	Voltage	Optimum input voltage (DC)	Power	Max. Flow	Max. Head	Outlet	Cable	Solar panel	
								Open circuit voltage(VOC)	Power
2DPC1.5-35-24-200	24V	30V-48V	200W	1.5m ³ /h	35m	0.75"	2m	<50V	≥1.3*PUMP POWER
2DPC1.7-45-24-300	24V	30V-48V	300W	1.7m ³ /h	45m	0.75"	2m	<50V	≥1.3*PUMP POWER
2DPC1.7-64-48-400	48V	60V-90V	400W	1.7m ³ /h	64m	0.75"	2m	<100V	≥1.3*PUMP POWER

HYDRAULIC PERFORMANCE CURVES



FREE SPARE PARTS



3DSS

3"DC BRUSHLESS SCREW SOLAR PUMP



Screw



NSK Bearing



Stainless steel oil cylinder

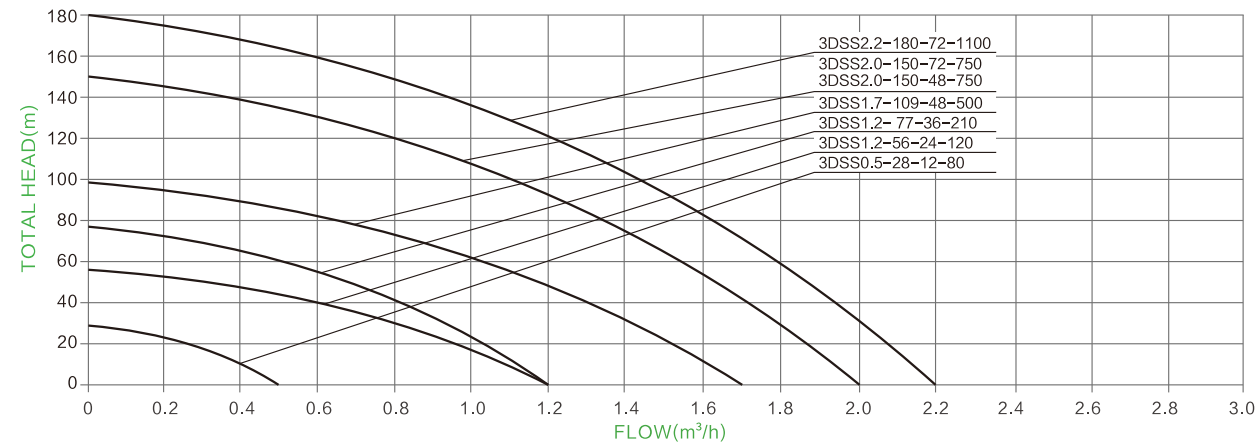


DC controller

TECHNICAL DATA

ITEM	Voltage	Optimum input voltage (DC)	Power	Max. Flow	Max. Head	Outlet	Cable	Solar panel	
								Open circuit voltage(VOC)	Power
3DSS0.5-28-12-80	12V	20V-36V	80W	0.5m³/h	28m	0.75"	2m	<50V	≥ 1.3*PUMP POWER
3DSS1.2-56-24-120	24V	30V-48V	120W	1.2m³/h	56m	0.75"	2m	<50V	≥ 1.3*PUMP POWER
3DSS1.2-77-36-210	36V	30V-48V	210W	1.2m³/h	77m	0.75"	2m	<50V	≥ 1.3*PUMP POWER
3DSS1.7-109-48-500	48V	60V-90V	500W	1.7m³/h	109m	0.75"	2m	<100V	≥ 1.3*PUMP POWER
3DSS2.0-150-48-750	48V	60V-90V	750W	2.0m³/h	150m	0.75"	2m	<100V	≥ 1.3*PUMP POWER
3DSS2.0-150-72-750	72V	90V-120V	750W	2.0m³/h	150m	0.75"	2m	<150V	≥ 1.3*PUMP POWER
3DSS2.2-180-72-1100	72V	90V-120V	1100W	2.2m³/h	180m	0.75"	2m	<150V	≥ 1.3*PUMP POWER

HYDRAULIC PERFORMANCE CURVES



FREE SPARE PARTS



3DPC

3"DC BRUSHLESS SOLAR PUMP WITH PLASTIC IMPELLER



Stainless steel outlet



Stainless steel connecting fitting



Stainless steel oil cylinder



Copper outlet



Copper connecting fitting



Copper oil cylinder

Two design for selection



Plastic Impeller



NSK Bearing

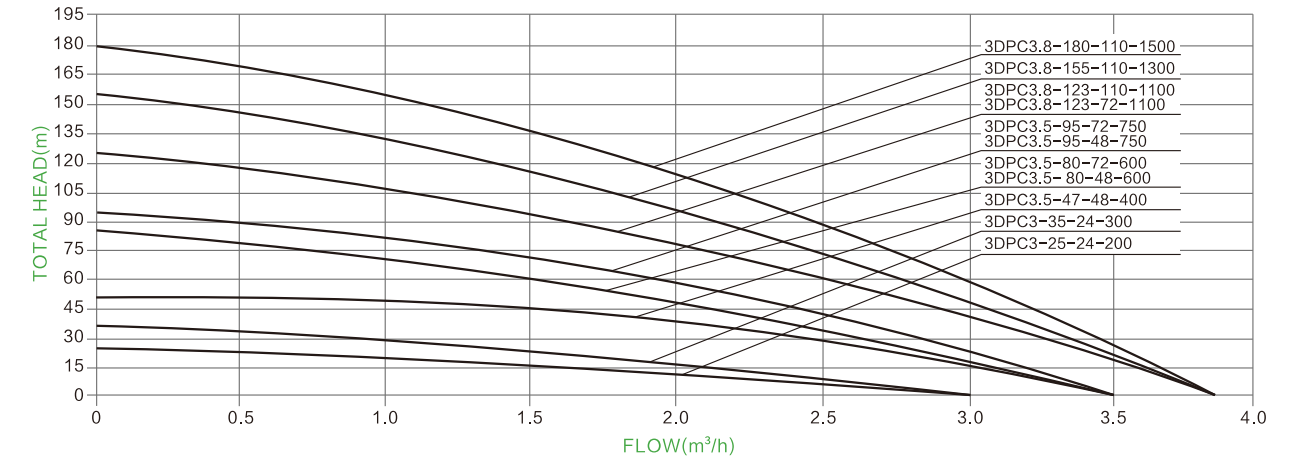


DC controller

TECHNICAL DATA

ITEM	Voltage	Optimum input voltage (DC)	Power	Max. Flow	Max. Head	Outlet	Cable	Solar panel	
								Open circuit voltage(VOC)	Power
3DPC3-25-24-200	24V	30V-48V	200W	3.0m³/h	25m	1.25"	2m	<50V	≥ 1.3*PUMP POWER
3DPC3-35-24-300	24V	30V-48V	300W	3.0m³/h	35m	1.25"	2m	<50V	≥ 1.3*PUMP POWER
3DPC3.5-47-48-400	48V	60V-90V	400W	3.5m³/h	47m	1.25"	2m	<100V	≥ 1.3*PUMP POWER
3DPC3.5-80-48-600	48V	60V-90V	600W	3.5m³/h	80m	1.25"	2m	<100V	≥ 1.3*PUMP POWER
3DPC3.5-80-72-600	72V	90V-120V	600W	3.5m³/h	80m	1.25"	2m	<150V	≥ 1.3*PUMP POWER
3DPC3.5-95-48-750	48V	60V-90V	750W	3.5m³/h	95m	1.25"	2m	<100V	≥ 1.3*PUMP POWER
3DPC3.5-95-72-750	72V	90V-120V	750W	3.5m³/h	95m	1.25"	2m	<150V	≥ 1.3*PUMP POWER
3DPC3.8-123-72-1100	72V	90V-120V	1100W	3.8m³/h	123m	1.25"	2m	<150V	≥ 1.3*PUMP POWER
3DPC3.8-123-110-1100	110V	110V-150V	1100W	3.8m³/h	123m	1.25"	2m	<200V	≥ 1.3*PUMP POWER
3DPC3.8-155-110-1300	110V	110V-150V	1300W	3.8m³/h	155m	1.25"	2m	<200V	≥ 1.3*PUMP POWER
3DPC3.8-180-110-1500	110V	110V-150V	1500W	3.8m³/h	180m	1.25"	2m	<200V	≥ 1.3*PUMP POWER

HYDRAULIC PERFORMANCE CURVES



FREE SPARE PARTS




最终版

3DPC

3"DC BRUSHLESS SOLAR PUMP WITH PLASTIC IMPELLER



Two design for selection



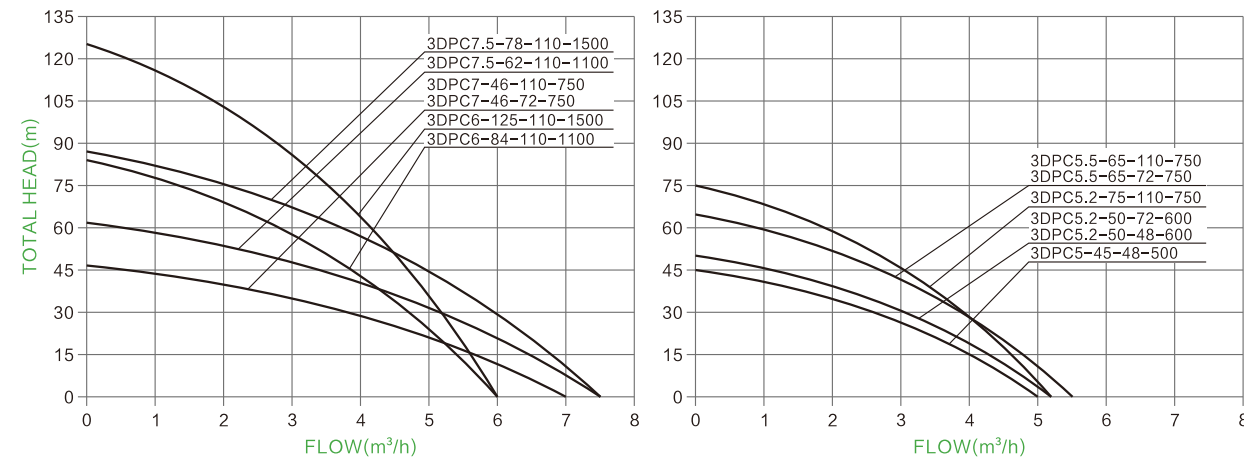
DC controller



TECHNICAL DATA

ITEM	Voltage	Optimum input voltage (DC)	Power	Max. Flow	Max. Head	Outlet	Cable	Solar panel	
								Open circuit voltage(VOC)	Power
3DPC5-45-48-500	48V	60V-90V	500W	5m³/h	45m	1.5"	2m	<100V	≥1.3*PUMP POWER
3DPC5.2-50-48-600	48V	60V-90V	600W	5.2m³/h	50m	1.5"	2m	<100V	≥1.3*PUMP POWER
3DPC5.2-50-72-600	72V	90V-120V	600W	5.2m³/h	50m	1.5"	2m	<150V	≥1.3*PUMP POWER
3DPC5.2-75-110-750	110V	110V-150V	750W	5.2m³/h	75m	1.5"	2m	<200V	≥1.3*PUMP POWER
3DPC5.5-65-72-750	72V	90V-120V	750W	5.5m³/h	65m	1.5"	2m	<150V	≥1.3*PUMP POWER
3DPC5.5-65-110-750	110V	110V-150V	750W	5.5m³/h	65m	1.5"	2m	<200V	≥1.3*PUMP POWER
3DPC6-84-110-1100	110V	110V-150V	1100W	6m³/h	84m	1.5"	2m	<200V	≥1.3*PUMP POWER
3DPC6-125-110-1500	110V	110V-150V	1500W	6m³/h	125m	1.5"	2m	<200V	≥1.3*PUMP POWER
3DPC7-46-72-750	72V	90V-120V	750W	7m³/h	46m	1.5"	2m	<150V	≥1.3*PUMP POWER
3DPC7-46-110-750	110V	110V-150V	750W	7m³/h	46m	1.5"	2m	<200V	≥1.3*PUMP POWER
3DPC7.5-62-110-1100	110V	110V-150V	1100W	7.5m³/h	62m	1.5"	2m	<200V	≥1.3*PUMP POWER
3DPC7.5-78-110-1500	110V	110V-150V	1500W	7.5m³/h	78m	1.5"	2m	<200V	≥1.3*PUMP POWER

HYDRAULIC PERFORMANCE CURVES




FREE SPARE PARTS



3DSC

3"DC BRUSHLESS SOLAR PUMP WITH S/S IMPELLER



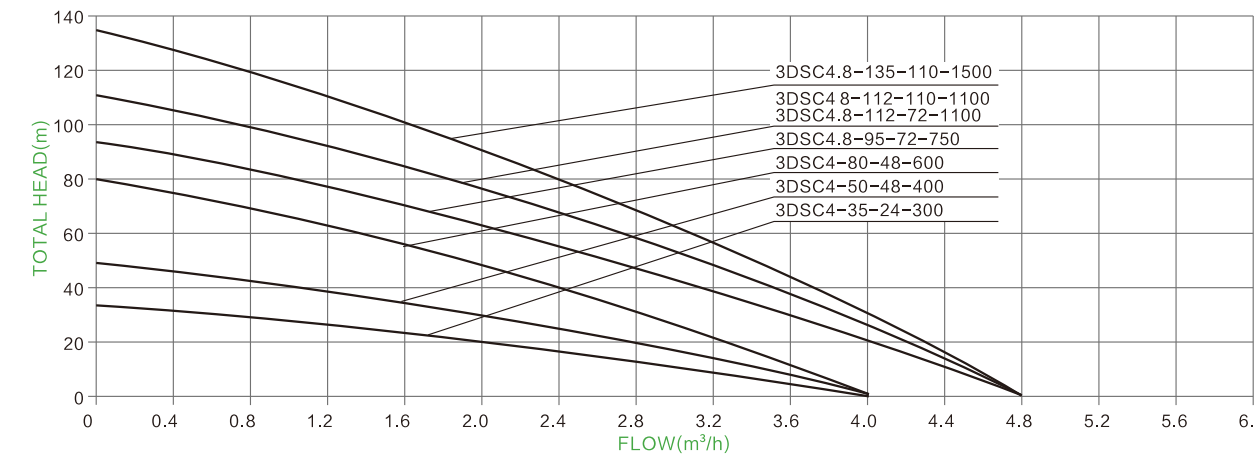
DC controller



TECHNICAL DATA

ITEM	Voltage	Optimum input voltage (DC)	Power	Max. Flow	Max. Head	Outlet	Cable	Solar panel	
								Open circuit voltage(VOC)	Power
3DSC4-35-24-300	24V	30V-48V	300W	4m³/h	35m	1.25"	2m	<50V	≥1.3*PUMP POWER
3DSC4-50-48-400	48V	60V-90V	400W	4m³/h	50m	1.25"	2m	<100V	≥1.3*PUMP POWER
3DSC4-80-48-600	48V	60V-90V	600W	4m³/h	80m	1.25"	2m	<100V	≥1.3*PUMP POWER
3DSC4.8-95-72-750	72V	90V-120V	750W	4.8m³/h	95m	1.25"	2m	<150V	≥1.3*PUMP POWER
3DSC4.8-112-72-1100	72V	90V-120V	1100W	4.8m³/h	112m	1.25"	2m	<150V	≥1.3*PUMP POWER
3DSC4.8-112-110-1100	110V	110V-150V	1100W	4.8m³/h	112m	1.25"	2m	<200V	≥1.3*PUMP POWER
3DSC4.8-135-110-1500	110V	110V-150V	1500W	4.8m³/h	135m	1.25"	2m	<200V	≥1.3*PUMP POWER

HYDRAULIC PERFORMANCE CURVES



FREE SPARE PARTS



最终版

4DPC

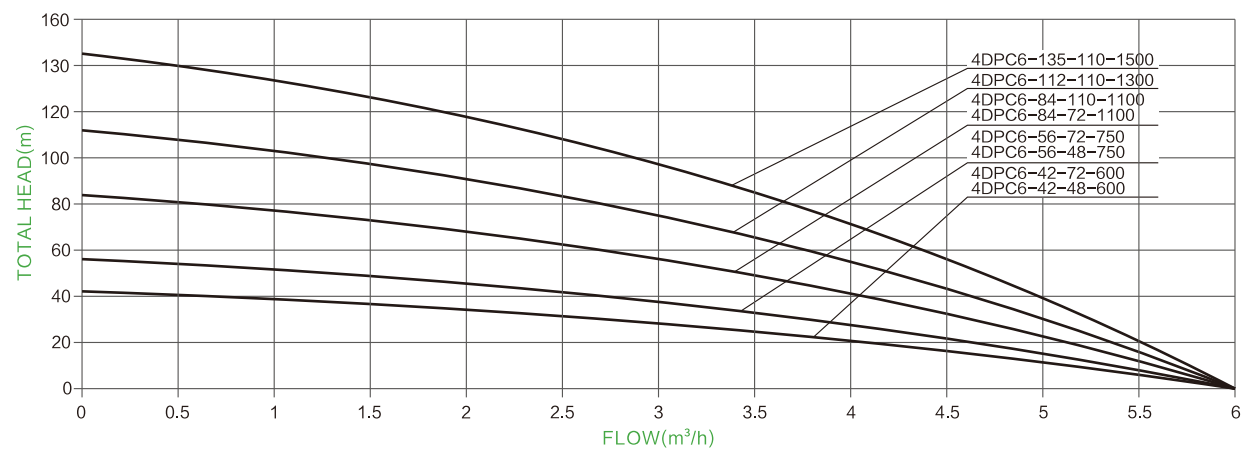
4" DC BRUSHLESS SOLAR PUMP WITH PLASTIC IMPELLER



TECHNICAL DATA

ITEM	Voltage	Optimum input voltage (DC)	Power	Max. Flow	Max. Head	Outlet	Cable	Solar panel	
								Open circuit voltage(VOC)	Power
4DPC6-42-48-600	48V	60V-90V	600W	6.0m³/h	42m	1.25"	2m	<100V	≥1.3*PUMP POWER
4DPC6-42-72-600	72V	90V-120V	600W	6.0m³/h	42m	1.25"	2m	<150V	≥1.3*PUMP POWER
4DPC6-56-48-750	48V	60V-90V	750W	6.0m³/h	56m	1.25"	2m	<100V	≥1.3*PUMP POWER
4DPC6-56-72-750	72V	90V-120V	750W	6.0m³/h	56m	1.25"	2m	<150V	≥1.3*PUMP POWER
4DPC6-84-72-1100	72V	90V-120V	1100W	6.0m³/h	84m	1.25"	2m	<150V	≥1.3*PUMP POWER
4DPC6-84-110-1100	110V	110V-150V	1100W	6.0m³/h	84m	1.25"	2m	<200V	≥1.3*PUMP POWER
4DPC6-112-110-1300	110V	110V-150V	1300W	6.0m³/h	112m	1.25"	2m	<200V	≥1.3*PUMP POWER
4DPC6-135-110-1500	110V	110V-150V	1500W	6.0m³/h	135m	1.25"	2m	<200V	≥1.3*PUMP POWER

HYDRAULIC PERFORMANCE CURVES



FREE SPARE PARTS



4DPC

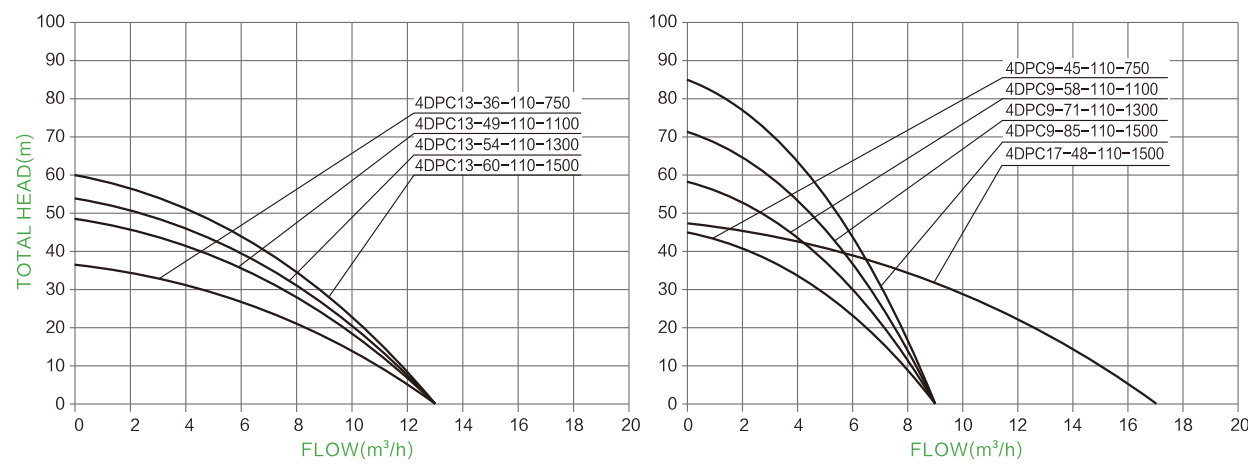
4" DC BRUSHLESS SOLAR PUMP WITH PLASTIC IMPELLER



TECHNICAL DATA

ITEM	Voltage	Optimum input voltage (DC)	Power	Max. Flow	Max. Head	Outlet	Cable	Solar panel	
								Open circuit voltage(VOC)	Power
4DPC9-45-110-750	110V	110V-150V	750W	9.0m³/h	45m	2"	2m	<200V	≥1.3*PUMP POWER
4DPC9-58-110-1100	110V	110V-150V	1100W	9.0m³/h	58m	2"	2m	<200V	≥1.3*PUMP POWER
4DPC9-71-110-1300	110V	110V-150V	1300W	9.0m³/h	71m	2"	2m	<200V	≥1.3*PUMP POWER
4DPC9-85-110-1500	110V	110V-150V	1500W	9.0m³/h	85m	2"	2m	<200V	≥1.3*PUMP POWER
4DPC13-36-110-750	110V	110V-150V	750W	13.0m³/h	36m	2"	2m	<200V	≥1.3*PUMP POWER
4DPC13-49-110-1100	110V	110V-150V	1100W	13.0m³/h	49m	2"	2m	<200V	≥1.3*PUMP POWER
4DPC13-54-110-1300	110V	110V-150V	1300W	13.0m³/h	54m	2"	2m	<200V	≥1.3*PUMP POWER
4DPC13-60-110-1500	110V	110V-150V	1500W	13.0m³/h	60m	2"	2m	<200V	≥1.3*PUMP POWER
4DPC17-48-110-1500	110V	110V-150V	1500W	17.0m³/h	48m	2"	2m	<200V	≥1.3*PUMP POWER

HYDRAULIC PERFORMANCE CURVES



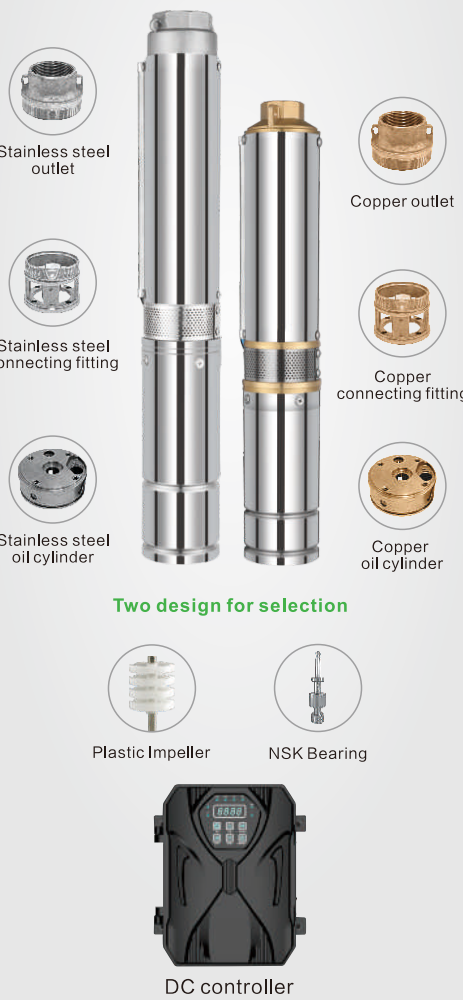
FREE SPARE PARTS



最终版

4DLR

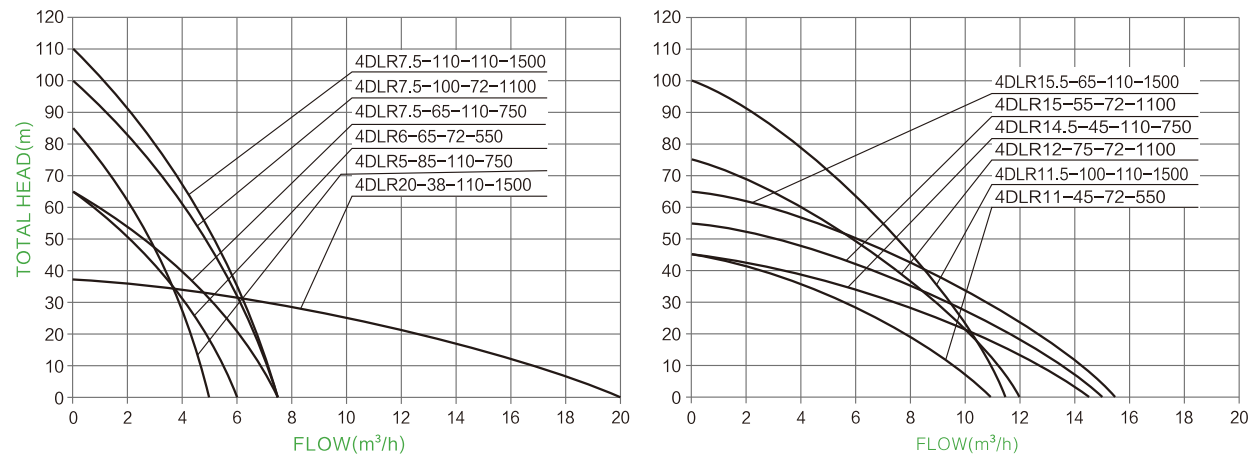
4" DC BRUSHLESS SOLAR PUMP WITH PLASTIC IMPELLER



TECHNICAL DATA

ITEM	Voltage	Optimum input voltage (DC)	Power	Max. Flow	Max. Head	Outlet	Cable	Solar panel	
								Open circuit voltage(VOC)	Power
4DLR5-85-110-750	110V	110V-150V	750W	5m³/h	85m	1.25"	2m	<200V	≥1.3*PUMP POWER
4DLR6-65-72-550	72V	90V-120V	550W	6m³/h	65m	1.25"	2m	<150V	≥1.3*PUMP POWER
4DLR7.5-65-110-750	110V	110V-150V	750W	7.5m³/h	65m	2"	2m	<200V	≥1.3*PUMP POWER
4DLR7.5-100-72-1100	72V	90V-120V	1100W	7.5m³/h	100m	2"	2m	<150V	≥1.3*PUMP POWER
4DLR7.5-110-110-1500	110V	110V-150V	1500W	7.5m³/h	110m	2"	2m	<200V	≥1.3*PUMP POWER
4DLR11-45-72-550	72V	90V-120V	550W	11m³/h	45m	2"	2m	<150V	≥1.3*PUMP POWER
4DLR12-75-72-1100	72V	90V-120V	1100W	12m³/h	75m	2"	2m	<150V	≥1.3*PUMP POWER
4DLR11.5-100-110-1500	110V	110V-150V	1500W	11.5m³/h	100m	2"	2m	<200V	≥1.3*PUMP POWER
4DLR14.5-45-110-750	110V	110V-150V	750W	14.5m³/h	45m	2"	2m	<200V	≥1.3*PUMP POWER
4DLR15-55-72-1100	72V	90V-120V	1100W	15m³/h	55m	2"	2m	<150V	≥1.3*PUMP POWER
4DLR15.5-65-110-1500	110V	110V-150V	1500W	15.5m³/h	65m	2"	2m	<200V	≥1.3*PUMP POWER
4DLR20-38-110-1500	110V	110V-150V	1500W	20m³/h	38m	2"	2m	<200V	≥1.3*PUMP POWER

HYDRAULIC PERFORMANCE CURVES



FREE SPARE PARTS



SOLAR PANEL RECOMMENDATION

<p>4DLR6-65-72-550</p> <p>4DLR11-45-72-550</p>	
<p>4DLR5-85-110-750</p> <p>4DLR7.5-65-110-750</p> <p>4DLR14.5-45-110-750</p>	
<p>4DLR7.5-100-72-1100</p> <p>4DLR12-75-72-1100</p> <p>4DLR15-55-72-1100</p>	
<p>4DLR7.5-110-110-1500</p> <p>4DLR11.5-100-110-1500</p> <p>4DLR15.5-65-110-1500</p> <p>4DLR20-38-110-1500</p>	

最终版

4DSC

4" DC BRUSHLESS SOLAR PUMP WITH S/S IMPELLER



Stainless steel Impeller



Stainless steel oil cylinder



NSK Bearing

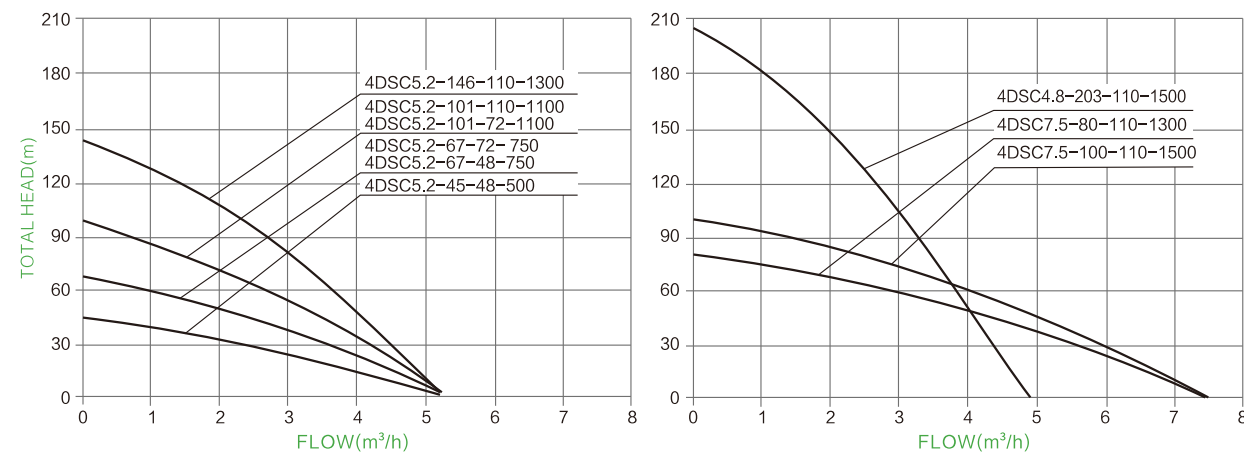


DC controller

TECHNICAL DATA

ITEM	Voltage	Optimum input voltage (DC)	Power	Max. Flow	Max. Head	Outlet	Cable	Solar panel	
								Open circuit voltage(VOC)	Power
4DSC5.2-45-48-500	48V	60V-90V	500W	5.2m³/h	45m	1.25"	2m	<100V	≥1.3*PUMP POWER
4DSC5.2-67-48-750	48V	60V-90V	750W	5.2m³/h	67m	1.25"	2m	<100V	≥1.3*PUMP POWER
4DSC5.2-67-72-750	72V	90V-120V	750W	5.2m³/h	67m	1.25"	2m	<150V	≥1.3*PUMP POWER
4DSC5.2-101-72-1100	72V	90V-120V	1100W	5.2m³/h	101m	1.25"	2m	<150V	≥1.3*PUMP POWER
4DSC5.2-101-110-1100	110V	110V-150V	1100W	5.2m³/h	101m	1.25"	2m	<200V	≥1.3*PUMP POWER
4DSC5.2-146-110-1300	110V	110V-150V	1300W	5.2m³/h	146m	1.25"	2m	<200V	≥1.3*PUMP POWER
4DSC4.8-203-110-1500	110V	110V-150V	1500W	4.8m³/h	203m	1.25"	2m	<200V	≥1.3*PUMP POWER
4DSC7.5-80-110-1300	110V	110V-150V	1300W	7.5m³/h	80m	1.25"	2m	<200V	≥1.3*PUMP POWER
4DSC7.5-100-110-1500	110V	110V-150V	1500W	7.5m³/h	100m	1.25"	2m	<200V	≥1.3*PUMP POWER

HYDRAULIC PERFORMANCE CURVES



FREE SPARE PARTS



4DSC/4/6DSC

4" /6" DC BRUSHLESS SOLAR PUMP WITH S/S IMPELLER



Stainless steel Impeller



Stainless steel oil cylinder



NSK Bearing

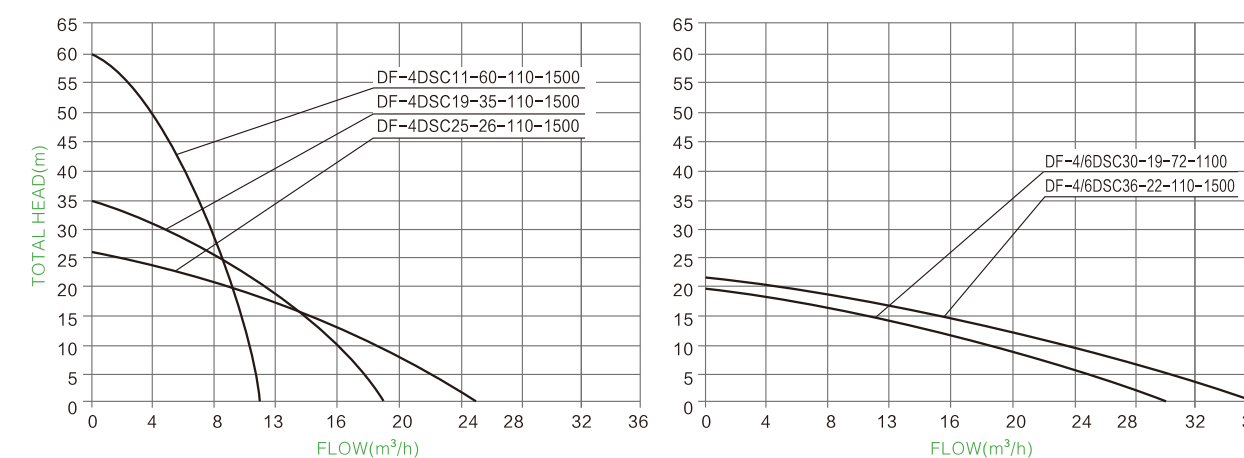


DC controller

TECHNICAL DATA

ITEM	Voltage	Optimum input voltage (DC)	Power	Max. Flow	Max. Head	Outlet	Cable	Solar panel	
								Open circuit voltage(VOC)	Power
4DSC11-60-110-1500	110V	110V-150V	1500W	11m³/h	60	2"	2m	<200V	≥1.3*PUMP POWER
4DSC19-35-110-1500	110V	110V-150V	1500W	19m³/h	35	2"	2m	<200V	≥1.3*PUMP POWER
4DSC25-26-110-1500	110V	110V-150V	1500W	25m³/h	26	2"	2m	<200V	≥1.3*PUMP POWER
4/6DSC30-19-72-1100	72V	90V-120V	1100W	30m³/h	19	3"	2m	<200V	≥1.3*PUMP POWER
4/6DSC36-22-110-1500	110V	110V-150V	1500W	36m³/h	22	3"	2m	<200V	≥1.3*PUMP POWER

HYDRAULIC PERFORMANCE CURVES

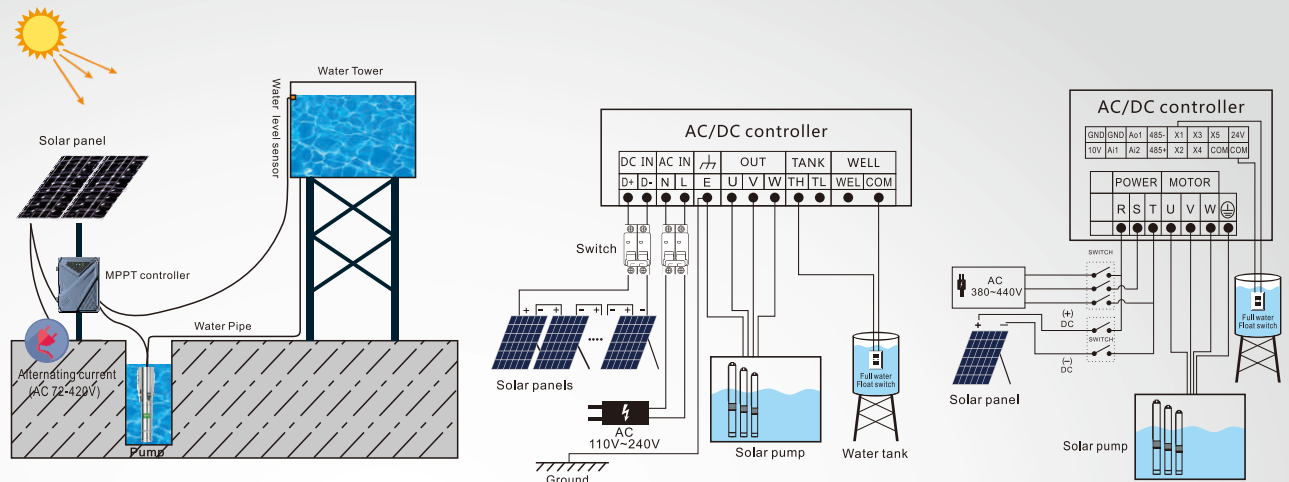


FREE SPARE PARTS



AC/DC HYBRID SOLAR PUMP

Professional solar pump manufacturer



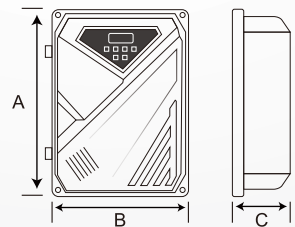
AC/DC EXTERNAL CONTROLLER TYPE

AC:85-280V
DC:80-420V

AC/DC:380/550V



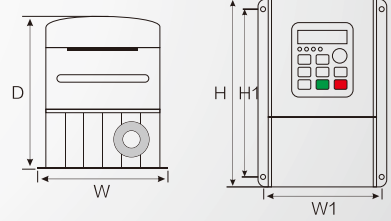
AC/DC auto-switching controller



Model	Dimensions (cm)			Weight(kg)
	A	B	C	
AC/DC auto-switching controller	32	23	11	2.5



AC/DC controller



Model	Installation hole site mm		Outline dimension mm			Mounting bolt (mm)	Fig / Dim
	W1	H1	W	H	D		
220/300-750W	117	135	125	155	130	M4	Fig 1
220/300-1100W							
220/300-1300W							
220/300-1500W							
220/300-2200W							
380/550-2200W	117	135	125	155	155	M4	Fig 1
380/550-3000W							
380/550-4000W							

3DPC-A/D

3" AC/DC BRUSHLESS SOLAR PUMP WITH PLASTIC IMPELLER



Two design for selection



Plastic Impeller NSK Bearing

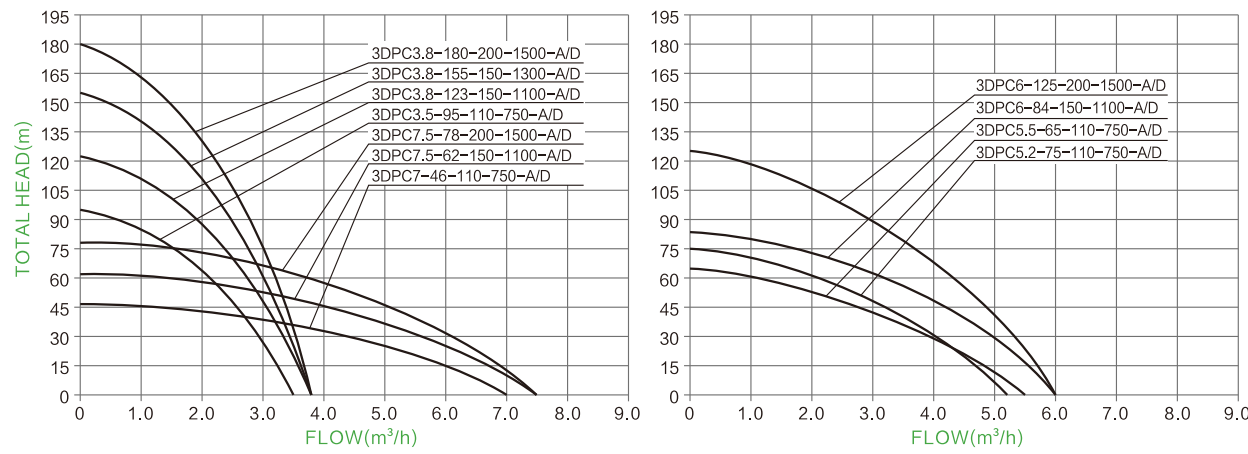


AC/DC auto-switching controller

TECHNICAL DATA

ITEM	(AC) Voltage	(DC) Voltage	Power	Max. Flow	Max. Head	Outlet	Cable	Solar panel	
								Open circuit voltage(VOC)	Power
3DPC3.5-95-110-750-A/D	85V-280V	80V-420V	750W	3.5m³/h	95m	1.25"	2m	<420V	≥1.3*PUMP POWER
3DPC3.8-123-150-1100-A/D	85V-280V	80V-420V	1100W	3.8m³/h	123m	1.25"	2m	<420V	≥1.3*PUMP POWER
3DPC3.8-155-150-1300-A/D	85V-280V	80V-420V	1300W	3.8m³/h	155m	1.25"	2m	<420V	≥1.3*PUMP POWER
3DPC3.8-180-200-1500-A/D	85V-280V	80V-420V	1500W	3.8m³/h	180m	1.25"	2m	<420V	≥1.3*PUMP POWER
3DPC5.2-75-110-750-A/D	85V-280V	80V-420V	750W	5.2m³/h	75m	1.5"	2m	<420V	≥1.3*PUMP POWER
3DPC5.5-65-110-750-A/D	85V-280V	80V-420V	750W	5.5m³/h	65m	1.5"	2m	<420V	≥1.3*PUMP POWER
3DPC6-84-150-1100-A/D	85V-280V	80V-420V	1100W	6m³/h	84m	1.5"	2m	<420V	≥1.3*PUMP POWER
3DPC6-125-200-1500-A/D	85V-280V	80V-420V	1500W	6m³/h	125m	1.5"	2m	<420V	≥1.3*PUMP POWER
3DPC7-46-110-750-A/D	85V-280V	80V-420V	750W	7m³/h	46m	1.5"	2m	<420V	≥1.3*PUMP POWER
3DPC7.5-62-150-1100-A/D	85V-280V	80V-420V	1100W	7.5m³/h	62m	1.5"	2m	<420V	≥1.3*PUMP POWER
3DPC7.5-78-200-1500-A/D	85V-280V	80V-420V	1500W	7.5m³/h	78m	1.5"	2m	<420V	≥1.3*PUMP POWER

PERFORMANCE CURVES



FREE SPARE PARTS



3DSC-A/D

3" AC/DC BRUSHLESS SOLAR PUMP WITH S/S IMPELLER



Stainless steel Impeller



Stainless steel oil cylinder



NSK Bearing

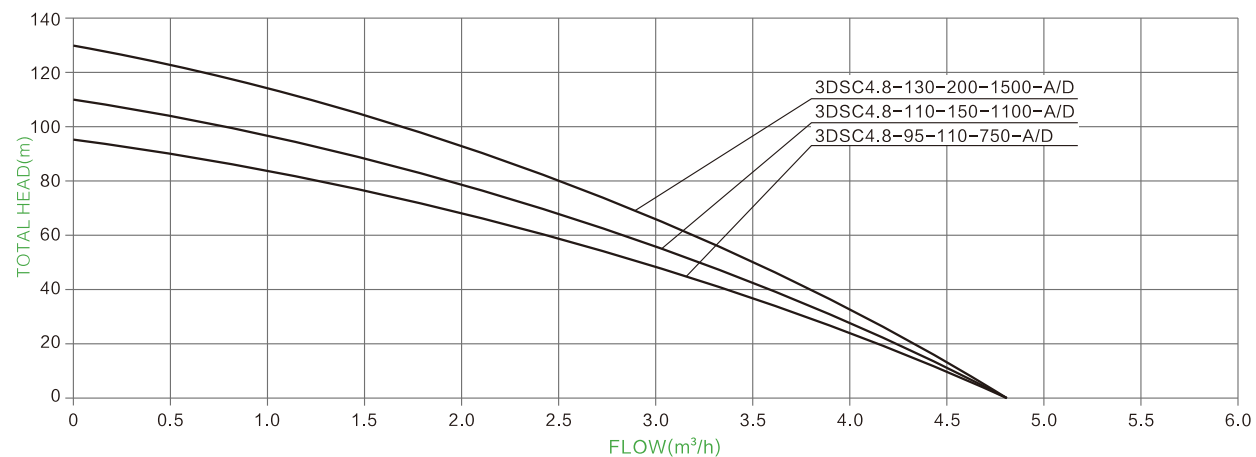


AC/DC auto-switching controller

TECHNICAL DATA

ITEM	(AC) Voltage	(DC) Voltage	Power	Max. Flow	Max. Head	Outlet	Cable	Solar panel	
								Open circuit voltage(VOC)	Power
3DSC4.8-95-110-750-A/D	85V-280V	80V-420V	750W	4.8m³/h	95m	1.25"	2m	<420V	≥1.3*PUMP POWER
3DSC4.8-110-150-1100-A/D	85V-280V	80V-420V	1100W	4.8m³/h	110m	1.25"	2m	<420V	≥1.3*PUMP POWER
3DSC4.8-130-200-1500-A/D	85V-280V	80V-420V	1500W	4.8m³/h	130m	1.25"	2m	<420V	≥1.3*PUMP POWER

HYDRAULIC PERFORMANCE CURVES

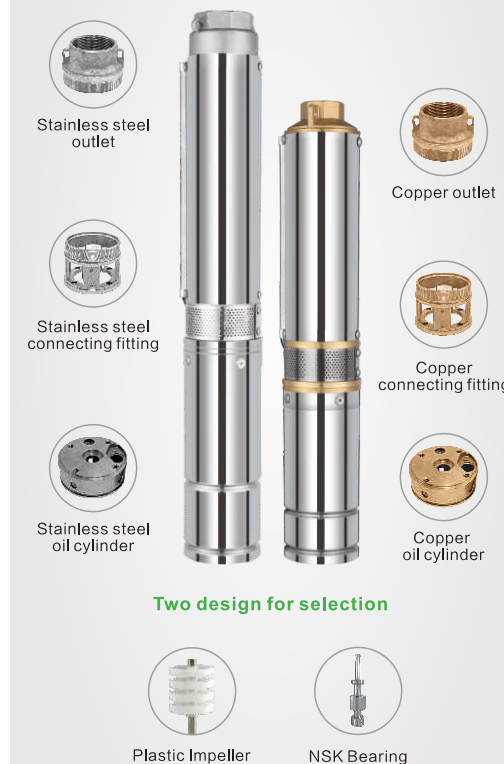


FREE SPARE PARTS



4DPC-A/D

4" AC/DC BRUSHLESS SOLAR PUMP WITH PLASTIC IMPELLER



Stainless steel outlet



Stainless steel connecting fitting



Stainless steel oil cylinder

Two design for selection



Plastic Impeller



NSK Bearing



Copper outlet



Copper connecting fitting



Copper oil cylinder

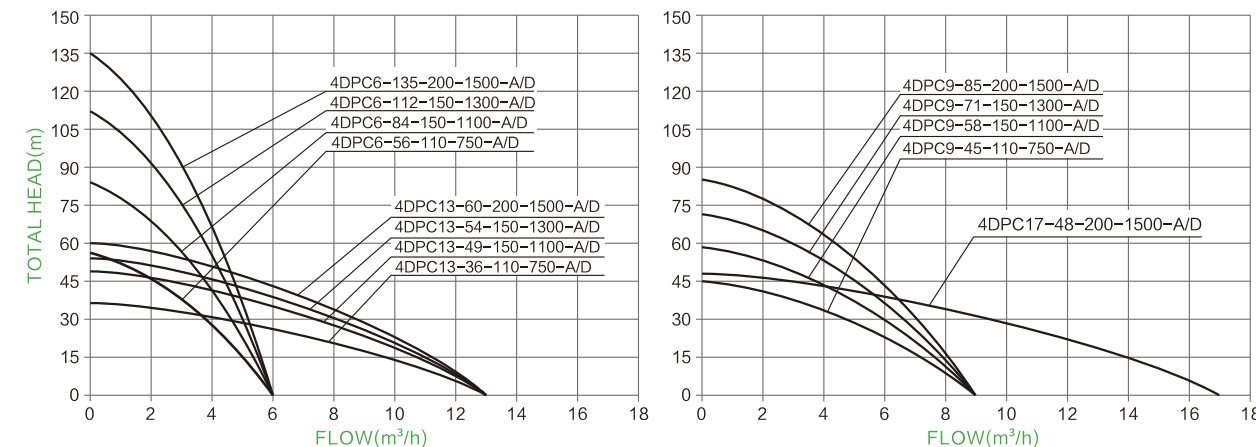


AC/DC auto-switching controller


TECHNICAL DATA

ITEM	(AC) Voltage	(DC) Voltage	Power	Max. Flow	Max. Head	Outlet	Cable	Solar panel	
								Open circuit voltage(VOC)	Power
4DPC6-56-110-750-A/D	85V-280V	80V-420V	750W	6m³/h	56m	1.25"	2m	<420V	≥1.3*PUMP POWER
4DPC6-84-150-1100-A/D	85V-280V	80V-420V	1100W	6m³/h	84m	1.25"	2m	<420V	≥1.3*PUMP POWER
4DPC6-112-150-1300-A/D	85V-280V	80V-420V	1300W	6m³/h	112m	1.25"	2m	<420V	≥1.3*PUMP POWER
4DPC6-135-200-1500-A/D	85V-280V	80V-420V	1500W	6m³/h	135m	1.25"	2m	<420V	≥1.3*PUMP POWER
4DPC9-45-110-750-A/D	85V-280V	80V-420V	750W	9m³/h	45m	2"	2m	<420V	≥1.3*PUMP POWER
4DPC9-58-150-1100-A/D	85V-280V	80V-420V	1100W	9m³/h	58m	2"	2m	<420V	≥1.3*PUMP POWER
4DPC9-71-150-1300-A/D	85V-280V	80V-420V	1300W	9m³/h	71m	2"	2m	<420V	≥1.3*PUMP POWER
4DPC9-85-200-1500-A/D	85V-280V	80V-420V	1500W	9m³/h	85m	2"	2m	<420V	≥1.3*PUMP POWER
4DPC13-36-110-750-A/D	85V-280V	80V-420V	750W	13m³/h	36m	2"	2m	<420V	≥1.3*PUMP POWER
4DPC13-49-150-1100-A/D	85V-280V	80V-420V	1100W	13m³/h	49m	2"	2m	<420V	≥1.3*PUMP POWER
4DPC13-54-150-1300-A/D	85V-280V	80V-420V	1300W	13m³/h	54m	2"	2m	<420V	≥1.3*PUMP POWER
4DPC13-60-200-1500-A/D	85V-280V	80V-420V	1500W	13m³/h	60m	2"	2m	<420V	≥1.3*PUMP POWER
4DPC17-48-200-1500-A/D	85V-280V	80V-420V	1500W	17m³/h	48m	2"	2m	<420V	≥1.3*PUMP POWER

PERFORMANCE CURVES



FREE SPARE PARTS



4DLR-A/D

4"DC BRUSHLESS SOLAR PUMP WITH PLASTIC IMPELLER



Two design for selection

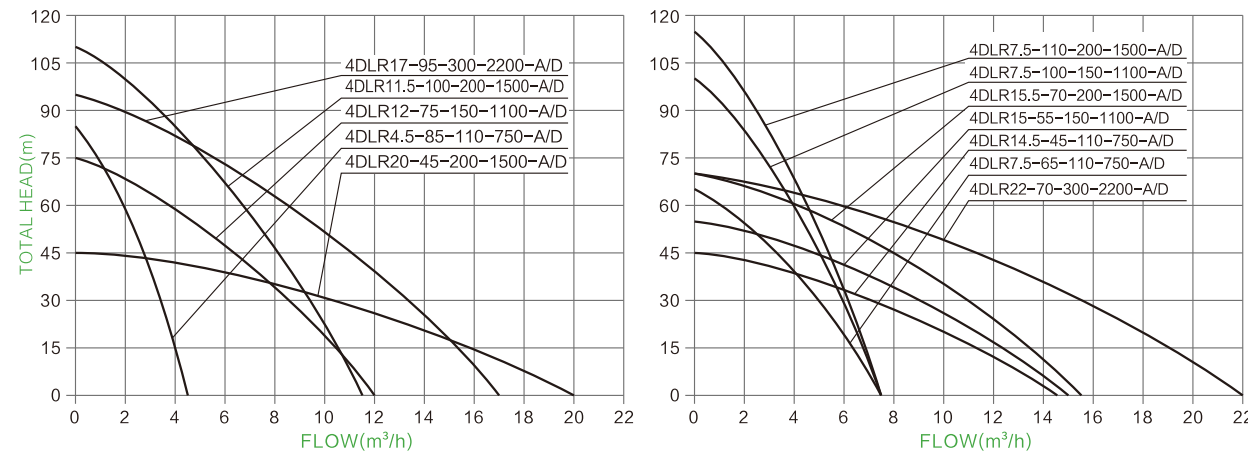


AC/DC auto-switching controller

TECHNICAL DATA

ITEM	(AC) Voltage	(DC) Voltage	Power	Max. Flow	Max. Head	Outlet	Cable	Solar panel	
								Open circuit voltage(VOC)	Power
4DLR4.5-85-110-750-A/D	85V-280V	80V-420V	750W	4.5m³/h	85m	1.25"	2m	<420V	≥ 1.3*PUMP POWER
4DLR7.5-65-110-750-A/D	85V-280V	80V-420V	750W	7.5m³/h	65m	2"	2m	<420V	≥ 1.3*PUMP POWER
4DLR7.5-100-150-1100-A/D	85V-280V	80V-420V	1100W	7.5m³/h	100m	2"	2m	<420V	≥ 1.3*PUMP POWER
4DLR7.5-110-200-1500-A/D	85V-280V	80V-420V	1500W	7.5m³/h	110m	2"	2m	<420V	≥ 1.3*PUMP POWER
4DLR12-75-150-1100-A/D	85V-280V	80V-420V	1100W	12m³/h	75m	2"	2m	<420V	≥ 1.3*PUMP POWER
4DLR11.5-100-200-1500-A/D	85V-280V	80V-420V	1500W	11.5m³/h	100m	2"	2m	<420V	≥ 1.3*PUMP POWER
4DLR14.5-45-110-750-A/D	85V-280V	80V-420V	750W	14.5m³/h	45m	2"	2m	<420V	≥ 1.3*PUMP POWER
4DLR15-55-150-1100-A/D	85V-280V	80V-420V	1100W	15m³/h	55m	2"	2m	<420V	≥ 1.3*PUMP POWER
4DLR15.5-70-200-1500-A/D	85V-280V	80V-420V	1500W	15.5m³/h	70m	2"	2m	<420V	≥ 1.3*PUMP POWER
4DLR17-95-300-2200-A/D	85V-280V	80V-420V	2200W	17m³/h	95m	2"	2m	<420V	≥ 1.3*PUMP POWER
4DLR20-45-200-1500-A/D	85V-280V	80V-420V	1500W	20m³/h	45m	2"	2m	<420V	≥ 1.3*PUMP POWER
4DLR22-70-300-2200-A/D	85V-280V	80V-420V	2200W	22m³/h	70m	2"	2m	<420V	≥ 1.3*PUMP POWER

HYDRAULIC PERFORMANCE CURVES



FREE SPARE PARTS



4DPC-A/D

4"AC/DC BRUSHLESS SOLAR PUMP WITH PLASTIC IMPELLER



Two design for selection

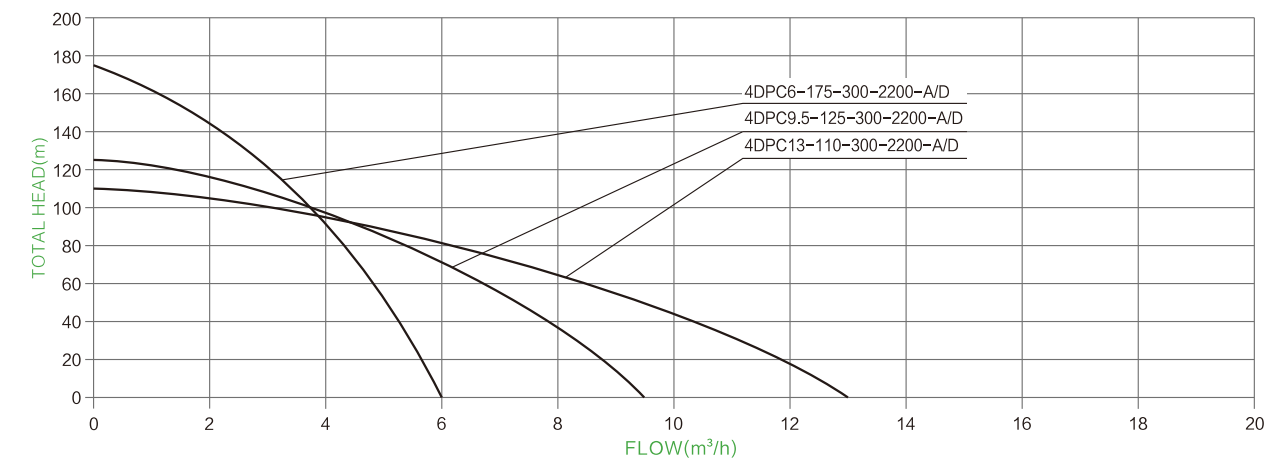


AC/DC auto-switching controller

TECHNICAL DATA

ITEM	(AC) Voltage	(DC) Voltage	Power	Max. Flow	Max. Head	Outlet	Cable	Solar panel	
								Open circuit voltage(VOC)	Power
4DPC6-175-300-2200-A/D	85V-280V	80V-420V	2200W	6m³/h	175m	1.25"	2m	<420V	≥ 1.3*PUMP POWER
4DPC9.5-125-300-2200-A/D	85V-280V	80V-420V	2200W	9.5m³/h	125m	2"	2m	<420V	≥ 1.3*PUMP POWER
4DPC13-110-300-2200-A/D	85V-280V	80V-420V	2200W	13m³/h	110m	2"	2m	<420V	≥ 1.3*PUMP POWER

HYDRAULIC PERFORMANCE CURVES



FREE SPARE PARTS



4DSC-A/D

4" AC/DC BRUSHLESS SOLAR PUMP WITH S/S IMPELLER



Stainless steel Impeller



Stainless steel oil cylinder



NSK Bearing

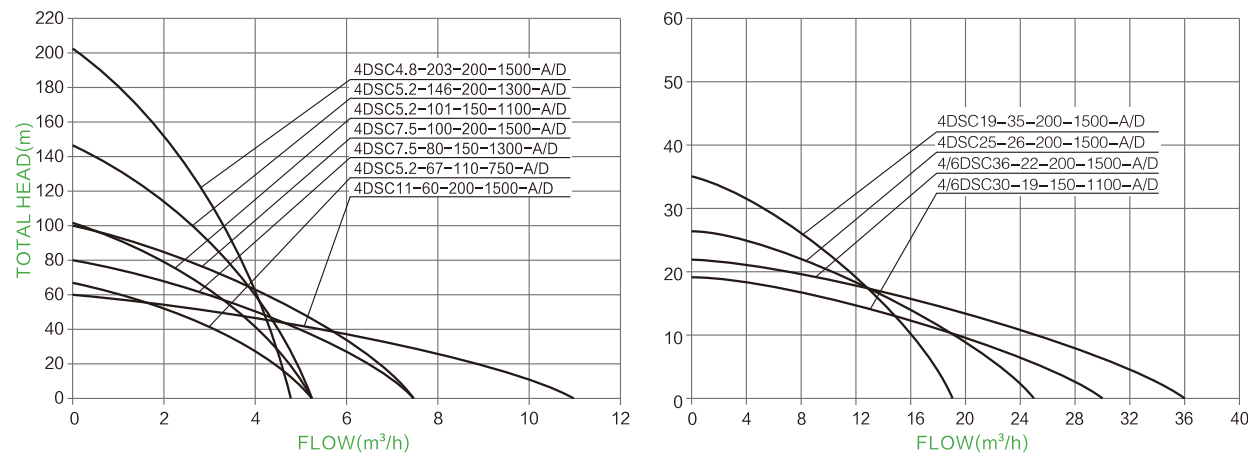


AC/DC auto-switching controller

TECHNICAL DATA

ITEM	(AC) Voltage	(DC) Voltage	Power	Max. Flow	Max. Head	Outlet	Cable	Solar panel	
								Open circuit voltage(VOC)	Power
4DSC5.2-67-110-750-A/D	85V-280V	80V-420V	750W	5.2m³/h	67m	1.25"	2m	<420V	≥1.3*PUMP POWER
4DSC4.8-203-200-1500-A/D	85V-280V	80V-420V	1500W	4.8m³/h	203m	1.25"	2m	<420V	≥1.3*PUMP POWER
4DSC5.2-101-150-1100-A/D	85V-280V	80V-420V	1100W	5.2m³/h	101m	1.25"	2m	<420V	≥1.3*PUMP POWER
4DSC5.2-146-200-1300-A/D	85V-280V	80V-420V	1300W	5.2m³/h	146m	1.25"	2m	<420V	≥1.3*PUMP POWER
4DSC7.5-80-150-1300-A/D	85V-280V	80V-420V	1300W	7.5m³/h	80m	1.25"	2m	<420V	≥1.3*PUMP POWER
4DSC7.5-100-200-1500-A/D	85V-280V	80V-420V	1500W	7.5m³/h	100m	1.25"	2m	<420V	≥1.3*PUMP POWER
4DSC11-60-200-1500-A/D	85V-280V	80V-420V	1500W	11m³/h	60m	2"	2m	<420V	≥1.3*PUMP POWER
4DSC19-35-200-1500-A/D	85V-280V	80V-420V	1500W	19m³/h	35m	2"	2m	<420V	≥1.3*PUMP POWER
4DSC25-26-200-1500-A/D	85V-280V	80V-420V	1500W	25m³/h	26m	2"	2m	<420V	≥1.3*PUMP POWER
4/6DSC30-19-150-1100-A/D	85V-280V	80V-420V	1100W	30m³/h	19m	3"	2m	<420V	≥1.3*PUMP POWER
4/6DSC36-22-200-1500-A/D	85V-280V	80V-420V	1500W	36m³/h	22m	3"	2m	<420V	≥1.3*PUMP POWER

HYDRAULIC PERFORMANCE CURVES



FREE SPARE PARTS



4DSC-A/D

4" AC/DC BRUSHLESS SOLAR PUMP WITH S/S IMPELLER



Stainless steel Impeller



Stainless steel oil cylinder



NSK Bearing

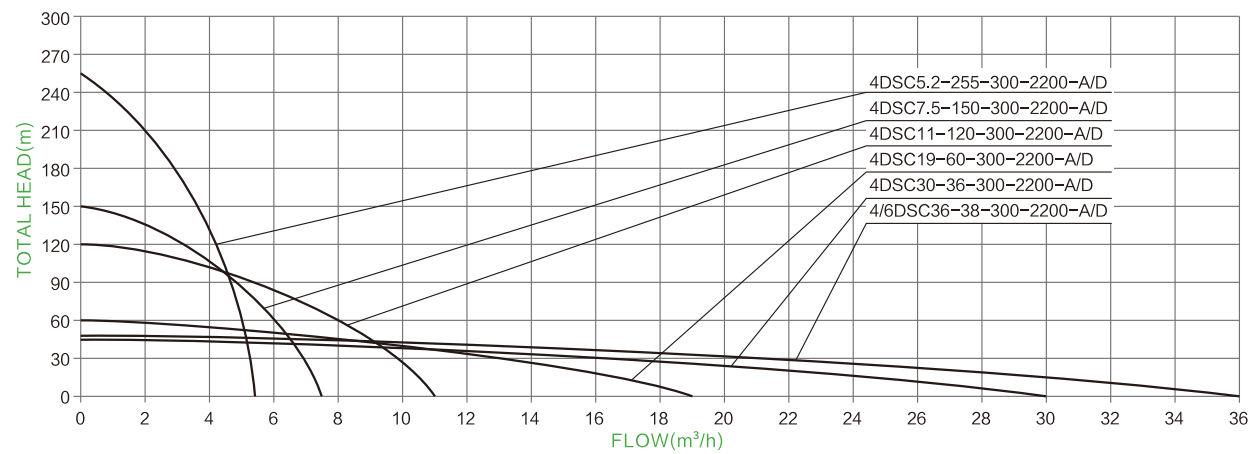


AC/DC auto-switching controller

TECHNICAL DATA

ITEM	(AC) Voltage	(DC) Voltage	Power	Max. Flow	Max. Head	Outlet	Cable	Solar panel	
								Open circuit voltage(VOC)	Power
4DSC5.2-255-300-2200-A/D	85V-280V	80V-420V	2200W	5.2m³/h	255m	1.25"	2m	<420V	≥1.3*PUMP POWER
4DSC7.5-150-300-2200-A/D	85V-280V	80V-420V	2200W	7.5m³/h	150m	1.25"	2m	<420V	≥1.3*PUMP POWER
4DSC11-120-300-2200-A/D	85V-280V	80V-420V	2200W	11m³/h	120m	2"	2m	<420V	≥1.3*PUMP POWER
4DSC19-60-300-2200-A/D	85V-280V	80V-420V	2200W	19m³/h	60m	2"	2m	<420V	≥1.3*PUMP POWER
4DSC30-36-300-2200-A/D	85V-280V	80V-420V	2200W	30m³/h	36m	2"	2m	<420V	≥1.3*PUMP POWER
4/6DSC36-38-300-2200-A/D	85V-280V	80V-420V	2200W	36m³/h	38m	3"	2m	<420V	≥1.3*PUMP POWER

HYDRAULIC PERFORMANCE CURVES



最终版

4DSC-A/D

4" AC/DC BRUSHLESS SOLAR PUMP WITH S/S IMPELLER



Stainless steel Impeller



Stainless steel oil cylinder



NSK Bearing

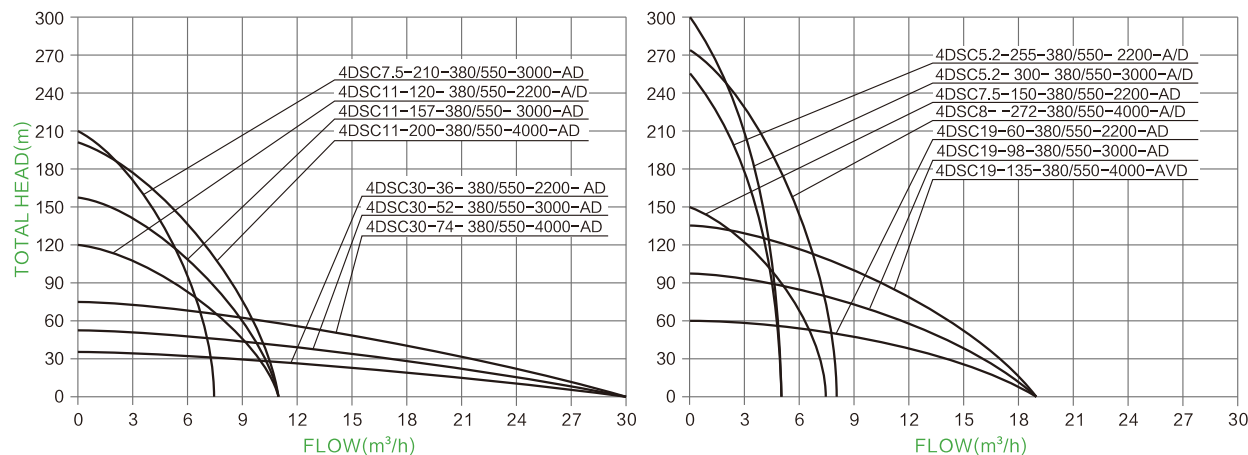


AC/DC controller

TECHNICAL DATA

ITEM	Voltage	Optimum input voltage (DC)	Power	Max. Flow	Max. Head	Outlet	Cable	Solar panel	
								Open circuit voltage(VOC)	Power
4DSC5.2-255-380/550-2200-A/D	AC380/DC550V	480V-750V	2200W	5.2m³/h	255m	1.25"	2m	<800V	≥1.3*PUMP POWER
4DSC5.2-300-380/550-3000-A/D	AC380/DC550V	480V-750V	3000W	5.2m³/h	300m	1.25"	2m	<800V	≥1.3*PUMP POWER
4DSC7.5-210-380/550-3000-AD	AC380/DC550V	480V-750V	3000W	7.5m³/h	210m	1.25"	2m	<800V	≥1.3*PUMP POWER
4DSC7.5-150-380/550-2200-AD	AC380/DC550V	480V-750V	2200W	7.5m³/h	150m	1.25"	2m	<800V	≥1.3*PUMP POWER
4DSC8-272-380/550-4000-A/D	AC380/DC550V	480V-750V	4000W	8m³/h	272m	1.25"	2m	<800V	≥1.3*PUMP POWER
4DSC11-120-380/550-2200-A/D	AC380/DC550V	480V-750V	2200W	11m³/h	120m	2"	2m	<800V	≥1.3*PUMP POWER
4DSC11-157-380/550-3000-A/D	AC380/DC550V	480V-750V	3000W	11m³/h	157m	2"	2m	<800V	≥1.3*PUMP POWER
4DSC11-200-380/550-4000-A/D	AC380/DC550V	480V-750V	4000W	11m³/h	200m	2"	2m	<800V	≥1.3*PUMP POWER
4DSC19-60-380/550-2200-A/D	AC380/DC550V	480V-750V	2200W	19m³/h	60m	2"	2m	<800V	≥1.3*PUMP POWER
4DSC19-98-380/550-3000-A/D	AC380/DC550V	480V-750V	3000W	19m³/h	98m	2"	2m	<800V	≥1.3*PUMP POWER
4DSC19-135-380/550-4000-A/D	AC380/DC550V	480V-750V	4000W	19m³/h	135m	2"	2m	<800V	≥1.3*PUMP POWER
4DSC30-36-380/550-2200-A/D	AC380/DC550V	480V-750V	2200W	30m³/h	36m	2"	2m	<800V	≥1.3*PUMP POWER
4DSC30-52-380/550-3000-A/D	AC380/DC550V	480V-750V	3000W	30m³/h	52m	2"	2m	<800V	≥1.3*PUMP POWER
4DSC30-74-380/550-4000-A/D	AC380/DC550V	480V-750V	4000W	30m³/h	74m	2"	2m	<800V	≥1.3*PUMP POWER

HYDRAULIC PERFORMANCE CURVES



FREE SPARE PARTS



4/6DSC-A/D

6" AC/DC BRUSHLESS SOLAR PUMP WITH S/S IMPELLER



Stainless steel Impeller



Stainless steel oil cylinder



NSK Bearing

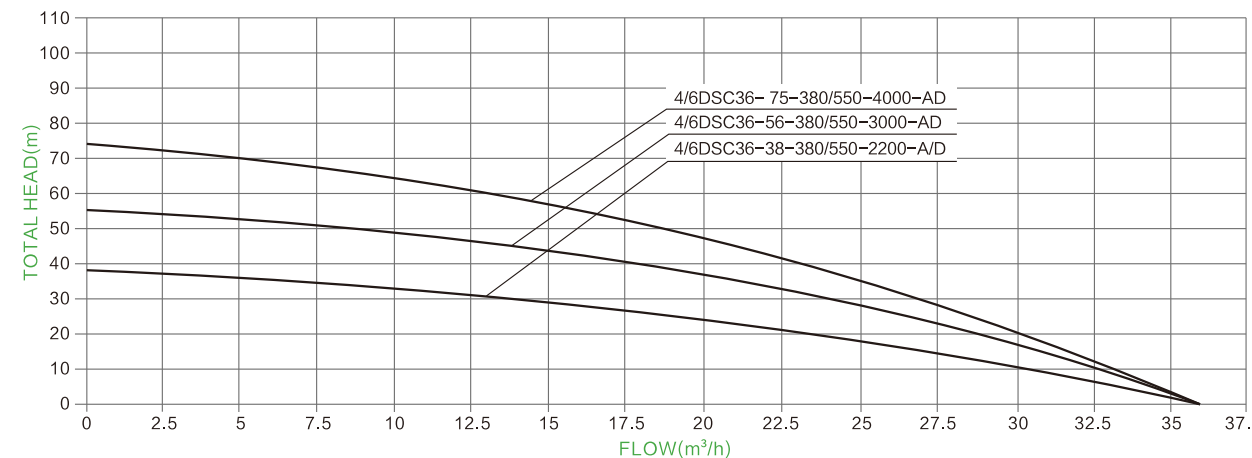


AC/DC controller

TECHNICAL DATA

ITEM	Voltage	Optimum input voltage (DC)	Power	Max. Flow	Max. Head	Outlet	Cable	Solar panel	
								Open circuit voltage(VOC)	Power
4/6DSC36-38-380/550-2200-A/D	AC380/DC550V	480V-750V	2200W	36m³/h	38m	3"	2m	<800V	≥1.3*PUMP POWER
4/6DSC36-56-380/550-3000-AD	AC380/DC550V	480V-750V	3000W	36m³/h	56m	3"	2m	<800V	≥1.3*PUMP POWER
4/6DSC36-75-380/550-4000-AD	AC380/DC550V	480V-750V	4000W	36m³/h	75m	3"	2m	<800V	≥1.3*PUMP POWER

HYDRAULIC PERFORMANCE CURVES



FREE SPARE PARTS





SOLAR SURFACE PUMP

Environmental protection and energy saving



DCPM/DCPM-A/D DC and AC/DC BRUSHLESS CENTRIFUGAL SOLAR PUMP

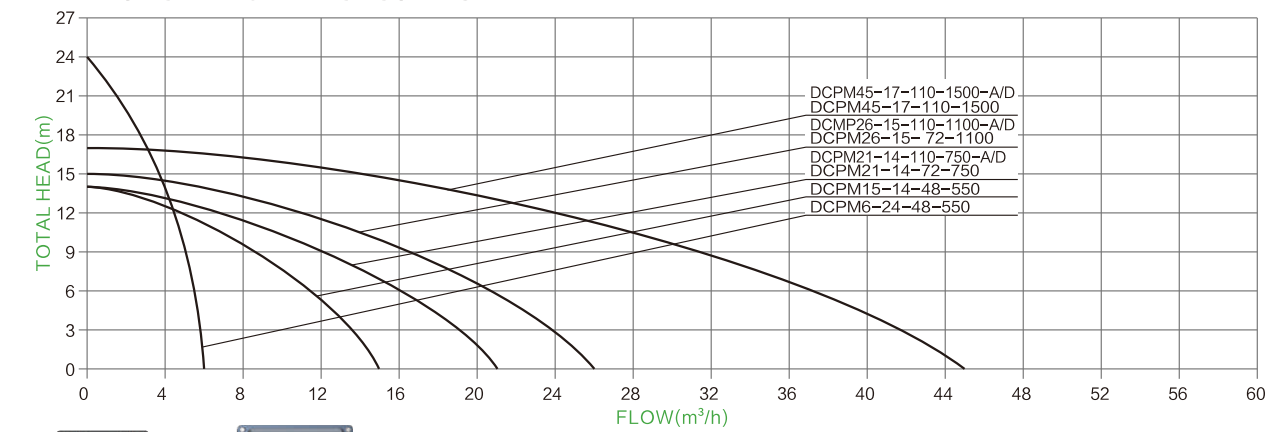


TECHNICAL DATA

ITEM	Voltage	Optimum input voltage (DC)	Power	Max. Flow	Max. Head	Outlet	Cable	Solar panel	
								Open circuit voltage (VOC)	Power
DCPM6-24-48-550	48V	60V-90V	550W	6m³/h	24m	1"	0.6m	<100V	≥ 1.3*PUMP POWER
DCPM15-14-48-550	48V	60V-90V	550W	15m³/h	14m	1.5"	0.6m	<100V	≥ 1.3*PUMP POWER
DCPM21-14-72-750	72V	90V-120V	750W	21m³/h	14m	2"	0.6m	<150V	≥ 1.3*PUMP POWER
DCPM26-15-72-1100	72V	90V-120V	1100W	26m³/h	15m	2"	0.6m	<150V	≥ 1.3*PUMP POWER
DCPM45-17-110-1500	110V	110V-150V	1500W	45m³/h	17m	3"	0.6m	<200V	≥ 1.3*PUMP POWER

ITEM	(AC) Voltage	(DC) Voltage	Power	Max. Flow	Max. Head	Outlet	Cable	Solar panel	
								Open circuit voltage (VOC)	Power
DCPM21-14-110-750-A/D	85V-280V	80V-420V	750W	21m³/h	14m	2"	0.6m	<420V	≥ 1.3*PUMP POWER
DCPM26-15-110-1100-A/D	85V-280V	80V-420V	1100W	26m³/h	15m	2"	0.6m	<420V	≥ 1.3*PUMP POWER
DCPM45-17-110-1500-A/D	85V-280V	80V-420V	1500W	45m³/h	17m	3"	0.6m	<420V	≥ 1.3*PUMP POWER

HYDRAULIC PERFORMANCE CURVES



DC controller



AC/DC auto-switching controller

FREE SPARE PARTS



DQB/DQB-A/D

DC and AC/DC BRUSHLESS SURFACE SOLAR PUMP

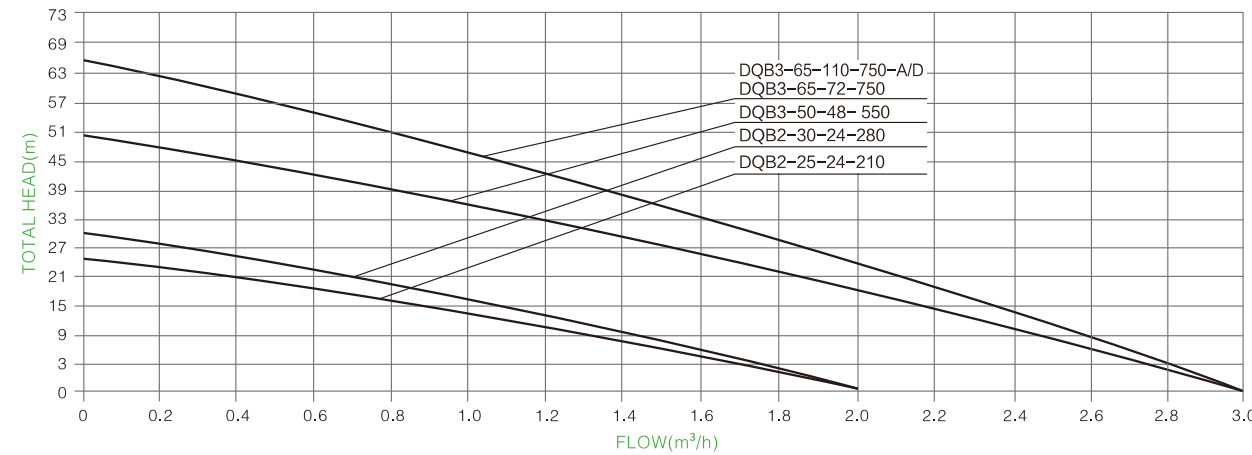


TECHNICAL DATA

ITEM	Voltage	Optimum input voltage (DC)	Power	Max. Flow	Max. Head	Outlet	Cable	Solar panel	
								Open circuit voltage (VOC)	Power
DQB2-25-24-210	24V	30V-48V	210W	2m³/h	25m	1 × 1"	2m	<50V	≥1.3*PUMP POWER
DQB2-30-24-280	24V	30V-48V	280W	2m³/h	30m	1 × 1"	2m	<50V	≥1.3*PUMP POWER
DQB3-50-48-550	48V	60V-90V	550W	3m³/h	50m	1 × 1"	2m	<100V	≥1.3*PUMP POWER
DQB3-65-72-750	72V	90V-120V	750W	3m³/h	65m	1 × 1"	2m	<150V	≥1.3*PUMP POWER

ITEM	(AC) Voltage	(DC) Voltage	Power	Max. Flow	Max. Head	Outlet	Cable	Solar panel	
								Open circuit voltage (VOC)	Power
DQB3-65-110-750-A/D	85V-280V	80V-420V	750W	3m³/h	65m	1 × 1"	2m	<420V	≥1.3*PUMP POWER

HYDRAULIC PERFORMANCE CURVES



FREE SPARE PARTS



DC controller



AC/DC auto-switching controller

DLP/DLP-A/D

DC AND AC/DC BRUSHLESS SWIMMING POOL SOLAR PUMP

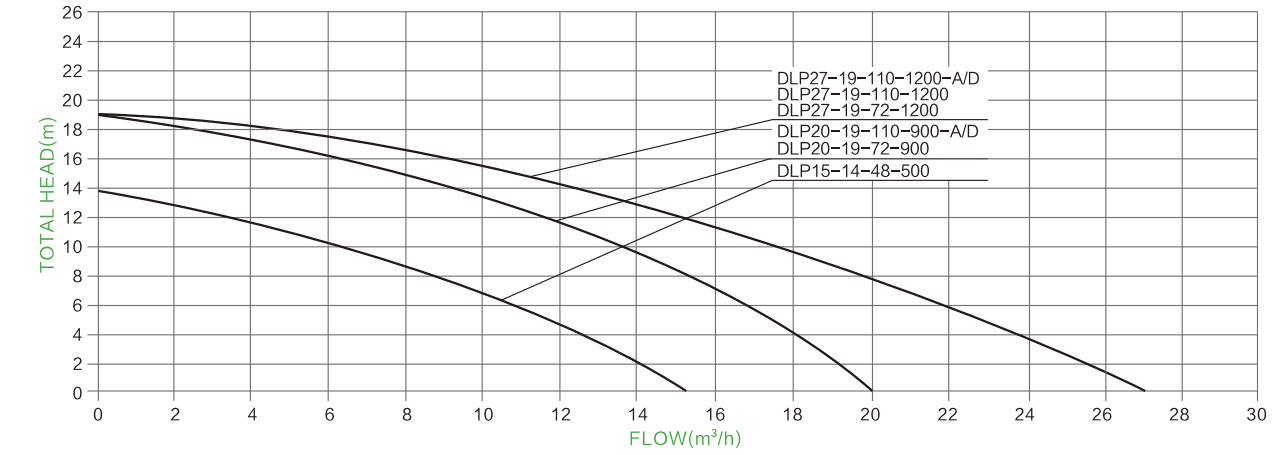


TECHNICAL DATA

ITEM	Voltage	Optimum input voltage (DC)	Power	Max. Flow	Max. Head	Outlet	Cable	Solar panel	
								Open circuit voltage (VOC)	Power
DLP15-14-48-500	48V	60V-90V	500W	15m³/h	14m	2X2"	2m	<100V	≥1.3*PUMP POWER
DLP20-19-72-900	72V	90V-120V	900W	20m³/h	19m	2X2"	2m	<150V	≥1.3*PUMP POWER
DLP27-19-72-1200	72V	90V-120V	1200W	27m³/h	19m	3X3"	2m	<150V	≥1.3*PUMP POWER
DLP27-19-110-1200	110V	110V-150V	1200W	27m³/h	19m	3X3"	2m	<200V	≥1.3*PUMP POWER

ITEM	(AC) Voltage	(DC) Voltage	Power	Max. Flow	Max. Head	Outlet	Cable	Solar panel	
								Open circuit voltage (VOC)	Power
DLP20-19-110-900-A/D	85V-280V	80V-420V	900W	20m³/h	19m	2X2"	2m	<420V	≥1.3*PUMP POWER
DLP27-19-110-1200-A/D	85V-280V	80V-420V	1200W	27m³/h	19m	3X3"	2m	<420V	≥1.3*PUMP POWER

PERFORMANCE CURVES



FREE SPARE PARTS



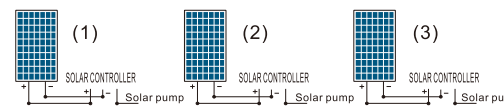
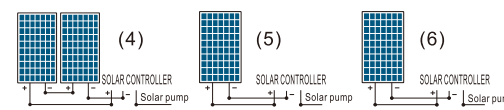
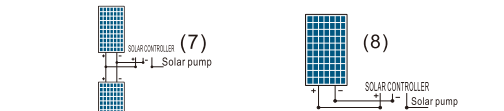
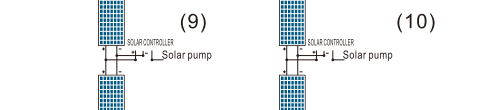
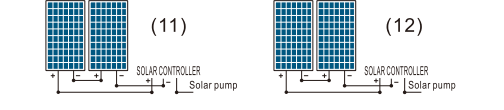
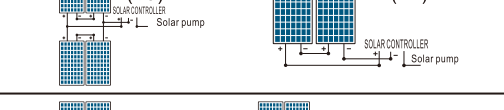
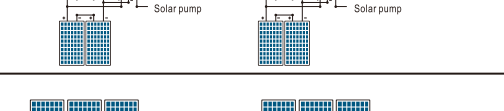
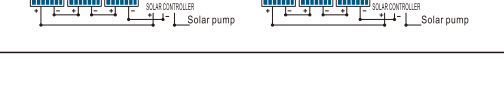
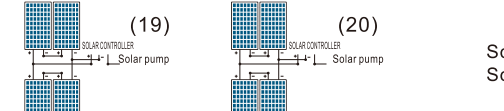
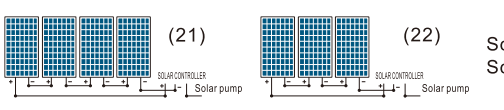
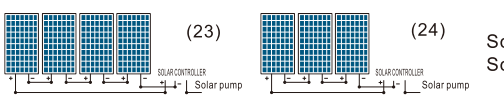
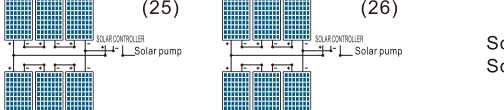
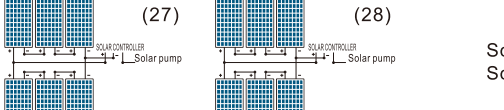
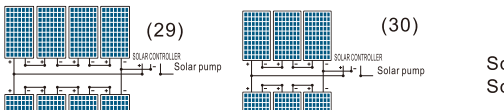
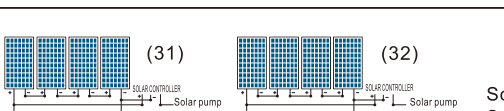
DC controller





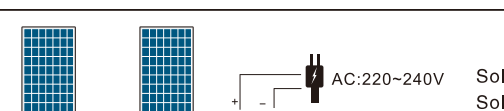
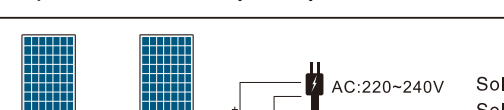

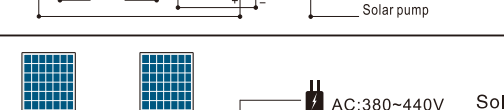
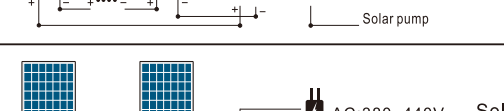
AC/DC auto-switching controller

最终版

Solar panel recommendation for 12V-110V DC solar pump

<p>PUMP POWER 80W-12V Voc: 18V~50V</p> 	<p>Solar panel: 150W*1PCS Solar panel: 270W*1PCS Solar panel: 330W*1PCS</p>
<p>PUMP POWER 120W-24V 180W-24V 200W-24V 210W-24V 210W-36V Voc: 18V~50V</p> 	<p>Solar panel: 150W*2PCS Solar panel: 270W*1PCS Solar panel: 330W*1PCS</p>
<p>PUMP POWER 280W-24V 300W-24V Voc: 18V~50V</p> 	<p>Solar panel: 270W*2PCS Solar panel: 330W*1PCS</p>
<p>PUMP POWER 400W-36V Voc: 18V~50V</p> 	<p>Solar panel: 270W*2PCS Solar panel: 330W*2PCS</p>
<p>PUMP POWER 370W-48V 400W-48V Voc: 30V~100V</p> 	<p>Solar panel: 270W*2PCS Solar panel: 330W*2PCS</p>
<p>PUMP POWER 500W-48V 550W-48V Voc: 30V~100V</p> 	<p>Solar panel: 270W*4PCS Solar panel: 330W*2PCS</p>
<p>PUMP POWER 600W-48V Voc: 30V~100V</p> 	<p>Solar panel: 270W*4PCS Solar panel: 330W*4PCS</p>
<p>PUMP POWER 600W-72V Voc: 50V~150V</p> 	<p>Solar panel: 270W*3PCS Solar panel: 330W*3PCS</p>
<p>PUMP POWER 750W-48V Voc: 30V~100V</p> 	<p>Solar panel: 270W*4PCS Solar panel: 330W*4PCS</p>
<p>PUMP POWER 750W-72V Voc: 50V~150V</p> 	<p>Solar panel: 270W*4PCS Solar panel: 330W*3PCS</p>
<p>PUMP POWER 900W-72V Voc: 50V~150V</p> 	<p>Solar panel: 270W*4PCS Solar panel: 330W*3PCS</p>
<p>PUMP POWER 1100W-72V Voc: 50V~150V</p> 	<p>Solar panel: 270W*6PCS Solar panel: 330W*6PCS</p>
<p>PUMP POWER 1100W-110V Voc: 60V~200V</p> 	<p>Solar panel: 270W*6PCS Solar panel: 330W*6PCS</p>
<p>PUMP POWER 1300W-110V Voc: 60V~200V</p> 	<p>Solar panel: 270W*8PCS Solar panel: 330W*6PCS</p>
<p>PUMP POWER 1500W-110V Voc: 60V~200V</p> 	<p>Solar panel: 270W*8PCS Solar panel: 330W*8PCS</p>

Solar panel recommendation for 220V-380V AC/DC solar pump

<p>PUMP POWER 750W-220V AC: 85V~280V DC: 80V~420V</p> 	<p>Solar panel: 270W*3~7PCS Solar panel: 330W*4~6PCS</p>
<p>PUMP POWER 1100W-220V 1200W-220V AC: 85V~280V DC: 80V~420V</p> 	<p>Solar panel: 270W*6~8PCS Solar panel: 330W*5~7PCS</p>
<p>PUMP POWER 1300W-220V 1500W-220V AC: 85V~280V DC: 80V~420V</p> 	<p>Solar panel: 270W*8~9PCS Solar panel: 330W*6~8PCS</p>
<p>PUMP POWER 2200W-220V AC: 85V~280V DC: 80V~420V</p> 	<p>Solar panel: 270W*10PCS Solar panel: 330W*8~9PCS</p>
<p>PUMP POWER 2200W-380V Best DC Vol. 480V~750V</p> 	<p>Solar panel: 270W*13PCS Solar panel: 330W*12PCS</p>
<p>PUMP POWER 3000W-380V Best DC Vol. 480V~750V</p> 	<p>Solar panel: 270W*15PCS Solar panel: 330W*12PCS</p>
<p>PUMP POWER 4000W-380V Best DC Vol. 480V~750V</p> 	<p>Solar panel: 270W*19PCS Solar panel: 330W*15PCS</p>

最终版